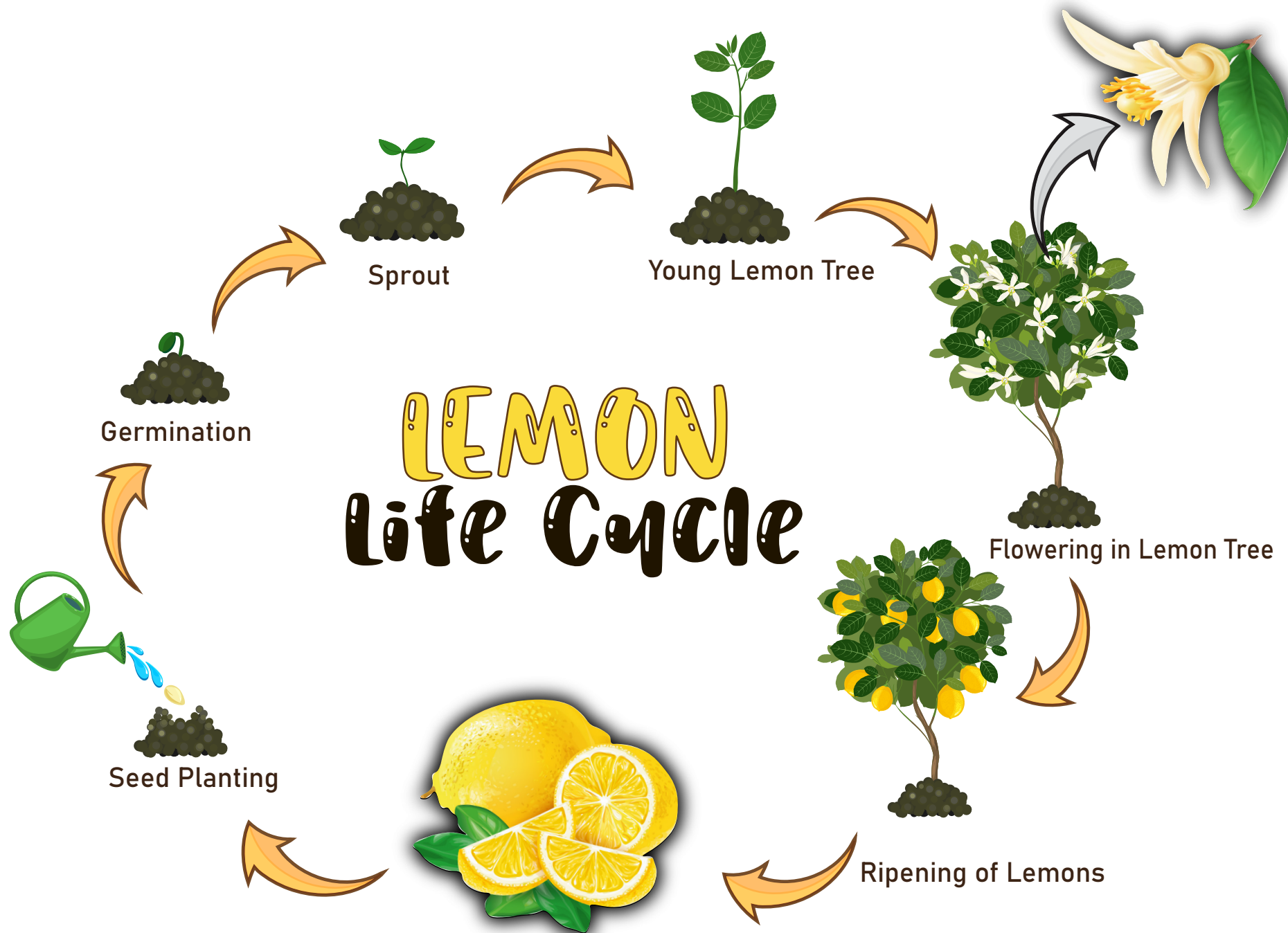


# LEMON Life Cycle



Name: \_\_\_\_\_

# Lemon Life Cycle Sequencing

Directions: Use the numbers 1-7 to label each stage accordingly.



## Germination



## Sprout




## Seed Planting




## Lemon Fruit










## Young Lemon Tree



## Flowering in Lemon Tree



## Ripening of Lemons

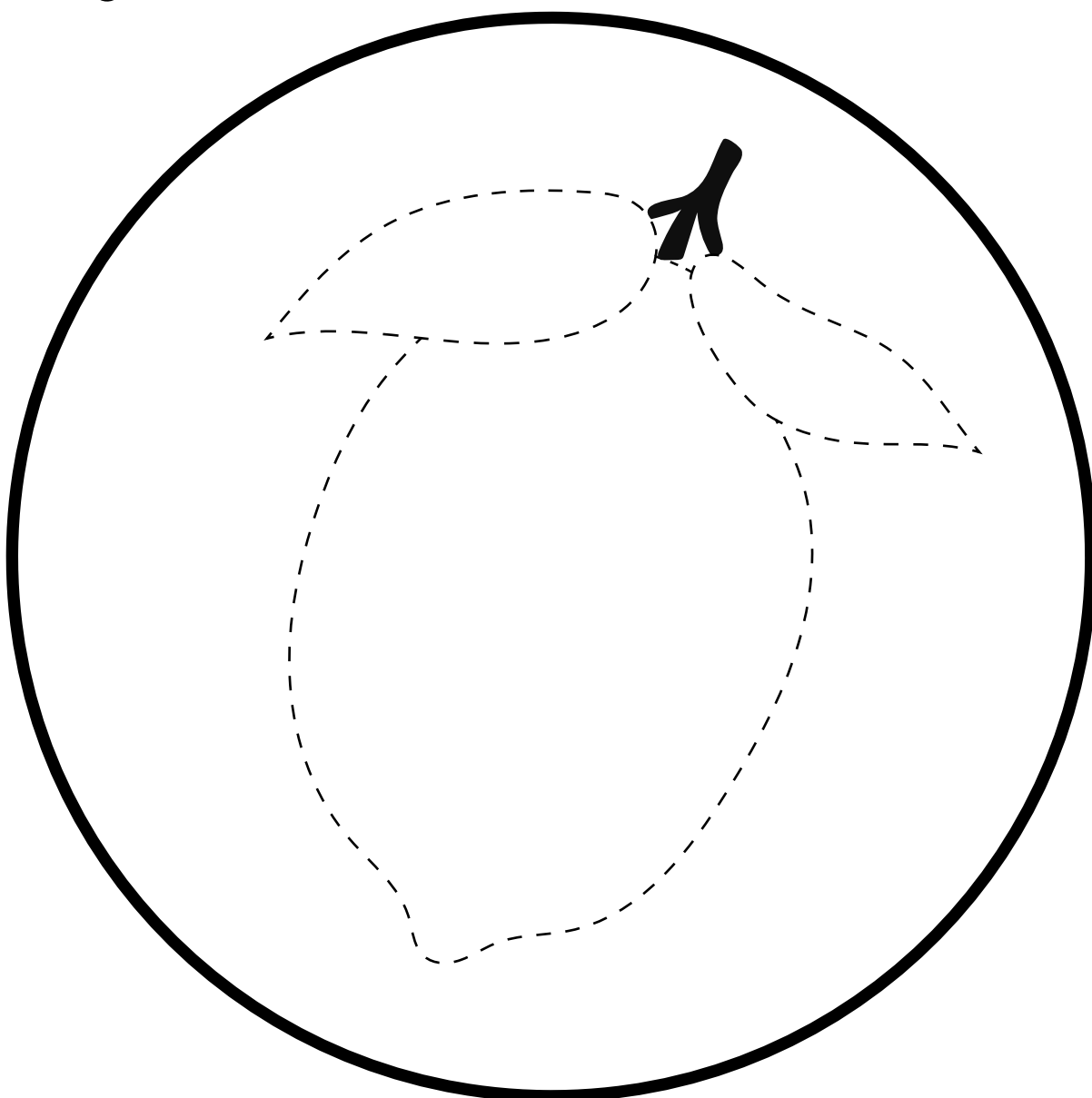




Name: \_\_\_\_\_

# Lemon Trace and Color


Directions: Make a trace of the lemon and color it.



Name: \_\_\_\_\_

# Lemons Make Lemonades

Directions: Color all uppercase letters with yellow.









Name: \_\_\_\_\_

# Lemon Foods Taste Test

Directions: Mark ✓ check if you like the taste and X if not.



Lemon Foods	✓	X	Observation
 Lemon			
 Lemon Juice			
 Lemon Cake			
 Cookie			
 Pudding			
 Candy			

Name: \_\_\_\_\_

# Describe a Lemon

Directions: Name the color, shape, and taste of a lemon.



Lemons are not red.  
Lemons are \_\_\_\_\_.

Lemons are not circle.  
Lemons are \_\_\_\_\_.

Lemons don't taste sweet.  
Lemons taste \_\_\_\_\_.

Directions: Describe a lemon in your own words creatively.

---

---

---

---

---

Name: \_\_\_\_\_

# Lemon Shape Puzzle



Directions: Cut the images at the bottom and paste it to complete the puzzle.

